

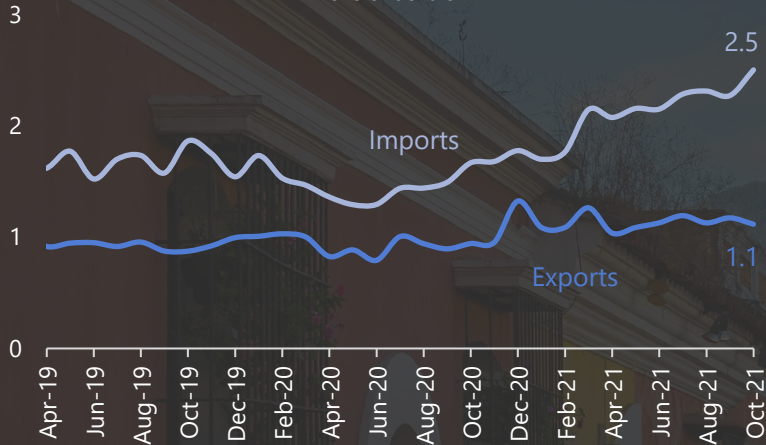


GUATEMALA: EXTERNAL ACCOUNTS



Exports and Imports

Billions of dollars



Exports

Millions of dollars
October 2021

1,119 | **18.4%**
Year-over-year variation

Foreign Direct Investment

Net, % of GDP, last 4 quarters
2nd quarter 2021

1.1% | **0.0pp**
Year-over-year variation (percentage points)

Imports

Millions of dollars
October 2021

2,507 | **50.1%**
Year-over-year variation

Financial Flows

Net, % of GDP, last 4 quarters
2nd quarter 2021

-4.3% | **-2.9pp**
Year-over-year variation (percentage points)

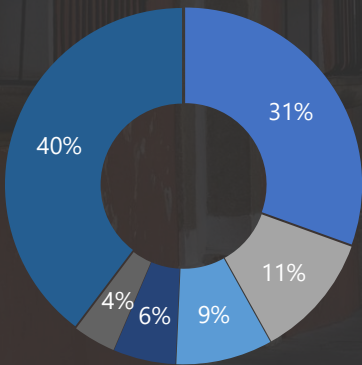
Foreign Direct Investment

Net, % of GDP, last 4 quarters



Main Export Destinations

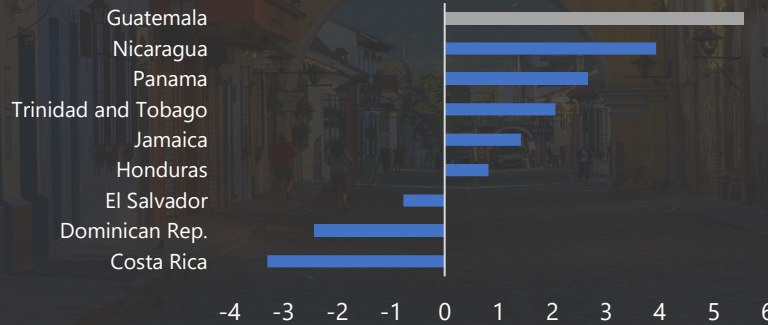
2020



■ USA ■ El Salvador ■ Honduras ■ Nicaragua ■ Costa Rica ■ Others

Current Account Balance – Central America and the Caribbean

% of GDP, last available data



Current Account Balance

% of GDP
2nd quarter 2021

5.6% | **2.2pp**
Year-over-year variation (percentage points)

Financial Flows

Net, % of GDP, last 4 quarters

