

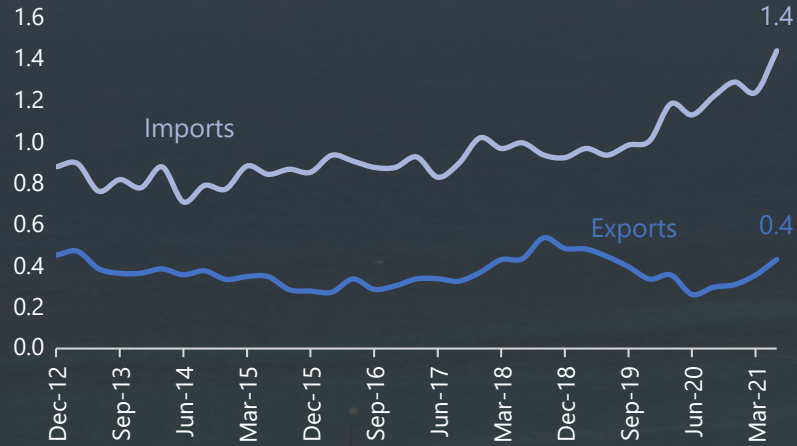


JAMAICA: EXTERNAL ACCOUNTS



Exports and Imports

Billions of dollars



Exports

Millions of dollars
2nd quarter, 2021

430 | 65.0%
Year-over-year variation

Foreign Direct Investment

Net, % of GDP, last 4 quarters
3rd quarter 2021

0.9% | -0.8pp
Year-over-year variation (percentage points)

Imports

Billions of dollars
2nd quarter 2021

1,393 | 38.7%
Year-over-year variation

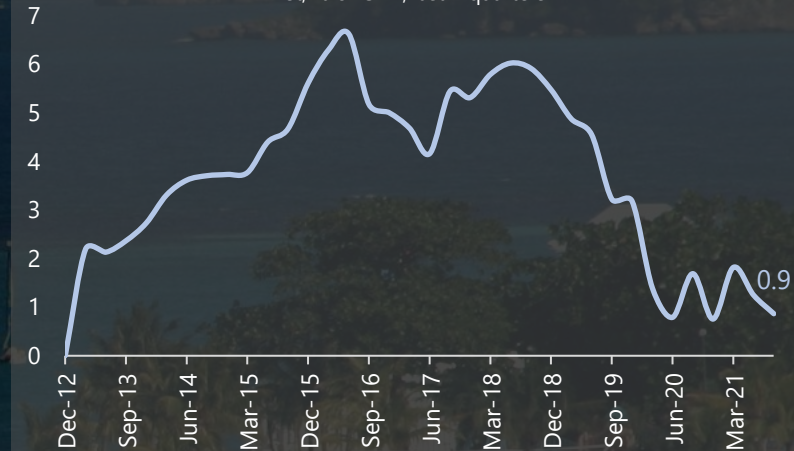
Financial Flows

Net, % of GDP, last 4 quarters
3rd quarter 2021

0.3% | -2.1pp
Year-over-year variation (percentage points)

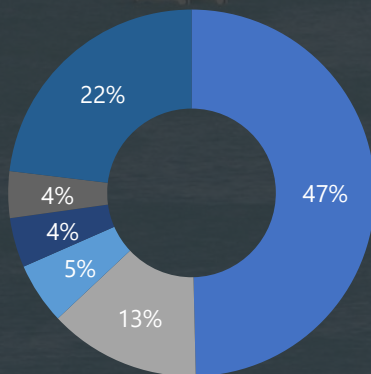
Foreign Direct Investment

Net, % of GDP, last 4 quarters



Main Export Destinations

January-June 2021



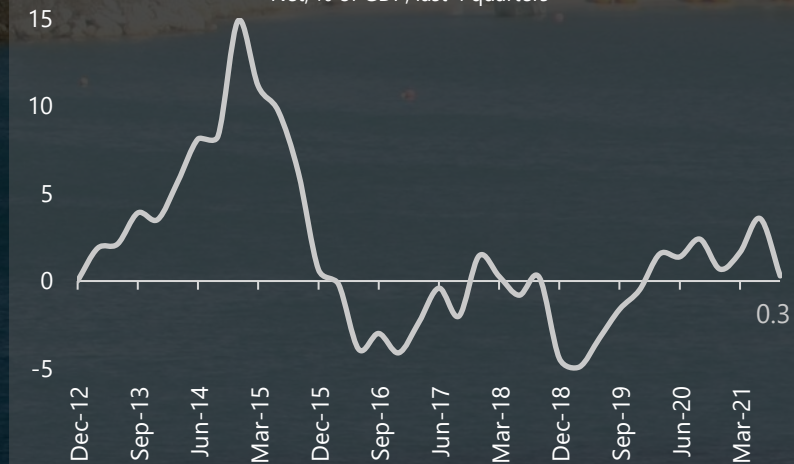
Current Account Balance – Central America and the Caribbean

% of GDP, last available data



Financial Flows

Net, % of GDP, last 4 quarters



Current Account Balance

% of GDP
3rd quarter 2021

1.4% | 3.0pp
Year-over-year variation (percentage points)