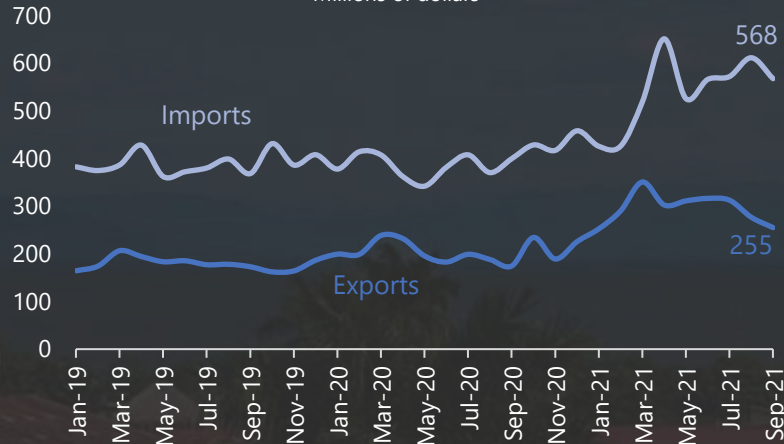


NICARAGUA: EXTERNAL ACCOUNTS

Exports and Imports
Millions of dollars



Exports
Millions of dollars
September 2021

255 | **46.2%**
Year-over-year variation

Foreign Direct Investment
Net, % of GDP, last 4 quarters
2nd quarter 2021

2.0% | **-0.1pp**
Year-over-year variation (percentage points)

Imports
Millions of dollars
September 2021

568 | **42.1%**
Year-over-year variation

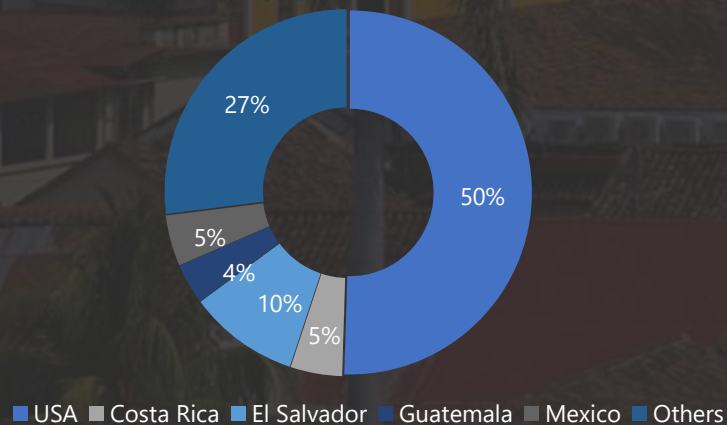
Financial Flows
Net, % of GDP, last 4 quarters
2nd quarter 2021

-9.4% | **-5.8pp**
Year-over-year variation (percentage points)

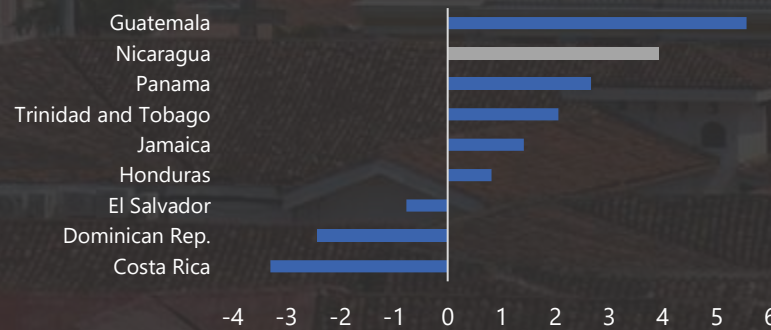
Foreign Direct Investment
Net, % of GDP, last 4 quarters



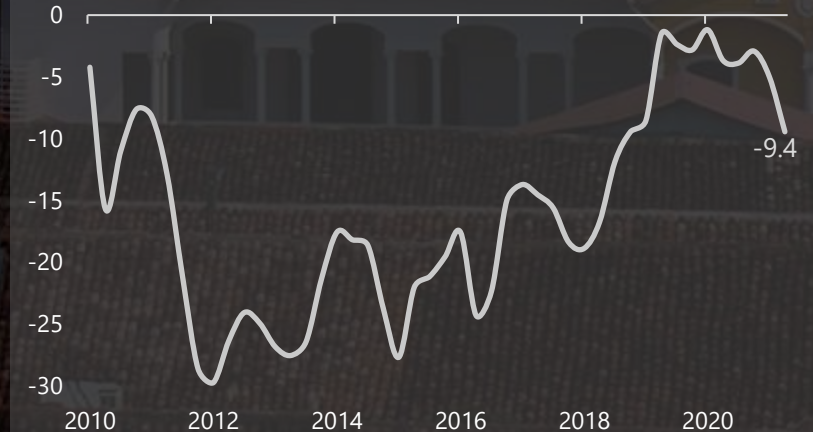
Main Export Destinations
September 2021



Current Account Balance – Central America and the Caribbean
% of GDP, last available data



Financial Flows
Net, % of GDP, last 4 quarters



Current Account Balance
% of GDP
2nd quarter 2021

3.9% | **-3.7pp**
Year-over-year variation (percentage points)