



# TRINIDAD & TOBAGO: ECONOMIC ACTIVITY



## Gross Domestic Product (GDP)

2020, based on WEO forecasts

**147,201**

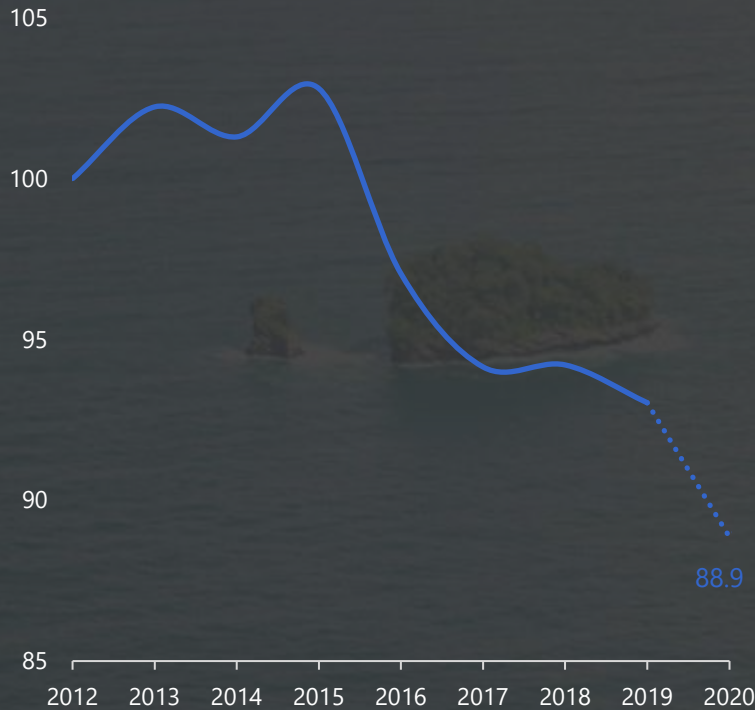
Millions of dollars

**-4.5%**

Year-over-year variation

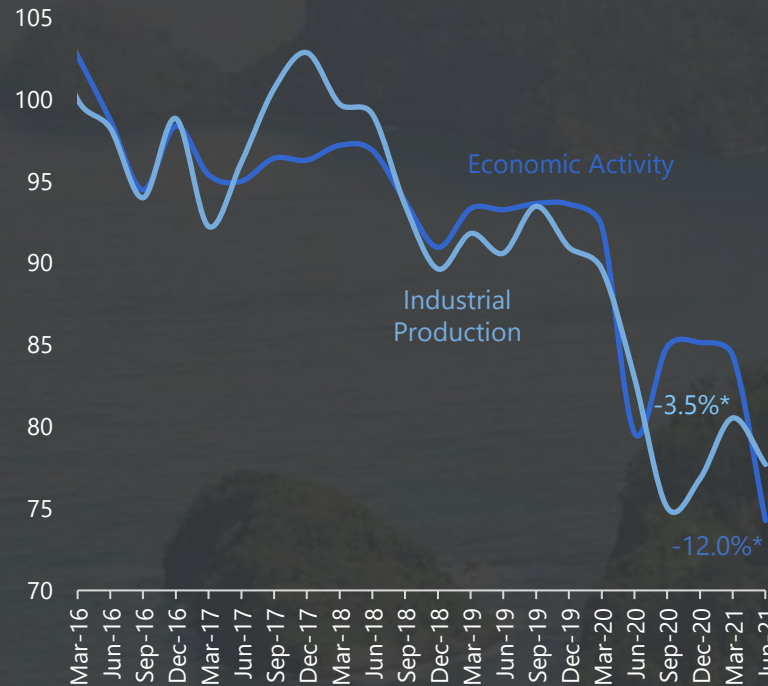
## Real GDP

Index, 2012 = 100, WEO Forecast



## Economic Activity and Industrial Production

Index, 2014-2019 average = 100, seasonally adjusted  
\*Quarterly variation



Economic Activity Index

**-6.7%**

Year-over-year variation  
June 2021

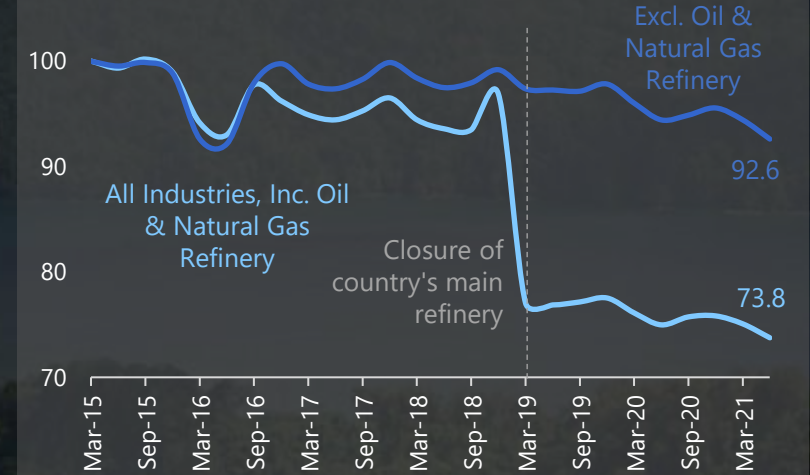
Unemployment Rate

**5.1%**

June 2020

## Employment

Index, Mar-2015 = 100



## Trinidad & Tobago Composite Index

Real Index, 2010-2021 average = 100

