

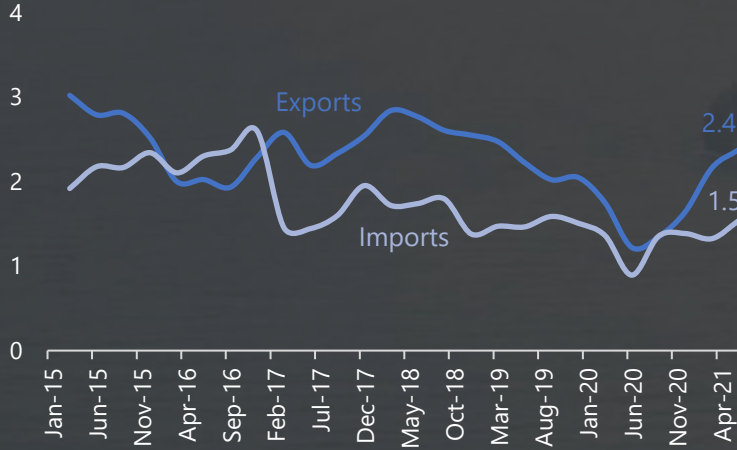


TRINIDAD & TOBAGO: EXTERNAL ACCOUNTS



Exports and Imports

Billions of dollars



Exports

Millions of dollars
June 2021

2,377 | **76.3%**
Year-over-year variation

Foreign Direct Investment

Net, % of GDP, last 4 quarters
2nd quarter 2021

-1.3% | **-2.3pp**
Year-over-year variation (percentage points)

Imports

Millions of dollars
June 2021

1,540 | **13.7%**
Year-over-year variation

Financial Flows

Net, % of GDP, last 4 quarters
2nd quarter 2021

1.3% | **-2.3pp**
Year-over-year variation (percentage points)

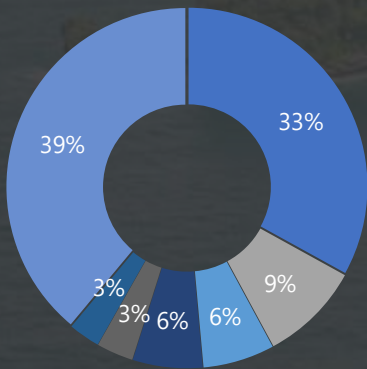
Foreign Direct Investment

Net, % of GDP, last 4 quarters



Main Export Destinations

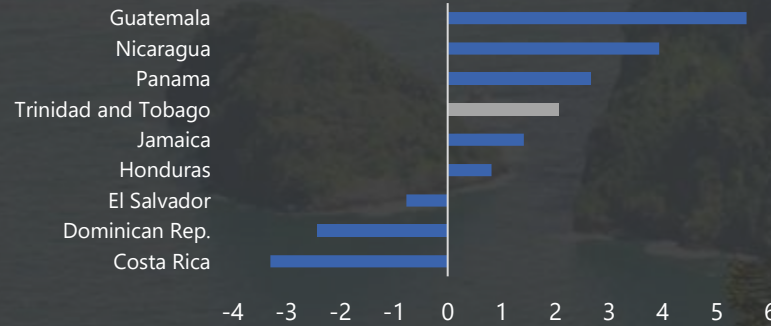
2019



United States | Guyana | Spain | China | Netherlands | Peru | Others

Current Account Balance – Central America and the Caribbean

% of GDP, last available data



Current Account Balance

% of GDP
2nd quarter 2020

2.1% | **0.5pp**
Year-over-year variation (percentage points)

Financial Flows

Net, % of GDP, last 4 quarters

